

ONTARIO ACTRA CENSUS

ACTRA Toronto and ACTRA Ottawa asked their members to complete a demographic survey. With members' consent, the anonymized data was then linked to ACTRA's records of performer earnings for the year 2016.

Results were then compared to the demographic data from the Canadian Government census from the same time period.

We learned a lot!

**COME
TO YOUR
CENSUS**



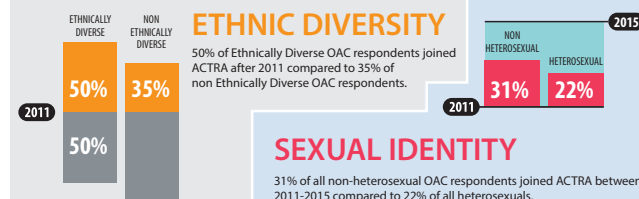
ACTRA
Ottawa

ACTRA
TORONTO

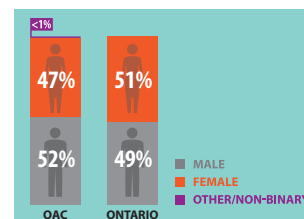
Some highlights:

PROGRESS ON DIVERSITY

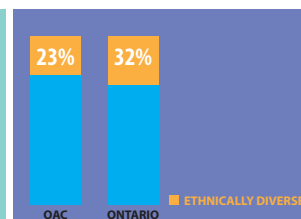
Ontario ACTRA's membership has become more diverse in recent years.



GENDER DISTRIBUTION



ETHNIC DIVERSITY

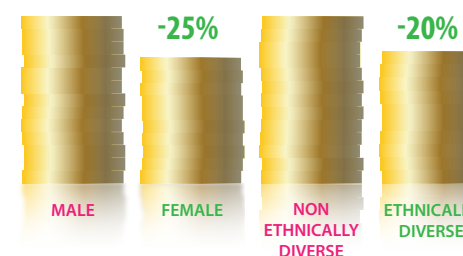


ROOM TO GROW

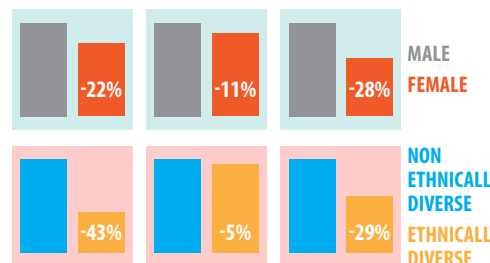
Ontario ACTRA's diversity generally reflects the overall diversity of Ontario reported in Statistics Canada's 2016 Census but there is still room to grow.

WAGE GAPS: ALL PRODUCTIONS

The Ontario ACTRA Census data shows that significant wage gaps exist for female performers and also for performers who identify as ethnically diverse.



COMMERCIALS



WAGE GAPS: BY PRODUCTION TYPE

Wage gaps for female performers and performers who identify as ethnically diverse are significantly larger in Canadian TV productions than in non-Canadian TV productions that shoot in Canada.

The gender wage gap is greater in commercials than in other productions. The ethnic diversity wage gap is smaller in commercials than in Canadian TV productions.

Find out more about the Ontario ACTRA Census at actratoronto.com

